

## Features include:

- **Comprehensive range of models**  
To suit wide variety of applications.
- **Structural components made of 304 stainless steel**  
For strength and durability.
- **316 stainless steel stay-open valves**  
For dependable operation and performance.
- **Shower head made of AES plastic or optional 316 stainless steel**  
With a unique conical water pattern to gently deliver large volumes of water ensuring complete decontamination.
- **Shower flow control regulator**  
This assists to provide simultaneous flow between shower and eyewash.
- **Interchangeable nozzles**  
For converting from an eye wash to an eye-face wash.




SE545




SE607\*

\*Signs not included, optional extra

## Features



Deluge Plastic Shower Head



Deluge Stainless Steel Shower Head



Aerostream Triple Nozzle (Aerated)



Aerostream Single Nozzle (Aerated)

## Pratt Emergency Showers & Eye Wash Stations are made of high quality stainless steel & durable plastic materials for a long & dependable life.

With a wide range including safety deluge showers, eyewashes, eye/face washes, portable, hand held and combination units, Pratt Safety Systems can provide you with strong and reliable equipment for any workplace requirements. You have a peace-of-mind knowing that you're providing your employees with the best in initial first aid treatment for chemical burns and injuries.

Whether manufacturing, handling or storing chemicals, it is essential to have the right emergency safety equipment available. Emergency Showers & Eye Wash Stations are recommended by Medical Practitioners, Standards and Workplace Regulations .

All Pratt Emergency Showers and Eye Wash Stations designed and manufactured to comply and exceed the requirements of Australian Standard AS4775. This also makes them compliant to American ANSI Z358.1 Standards.

### Aerostream Technology

**Pratt's Eye-Face Wash and Eye Wash Nozzles deliver a gentle cascade of aerated water to rinse away contaminants without further damaging delicate eye and skin tissue.**

- The Eye/Face Wash nozzle (top right) includes 3 aerators with a self closing dust cover. This acts as a deflector creating a sheet of aerated fluid which covers the whole face and eyes together. A nozzle is positioned on each side to provide full facial coverage.
- The Eye Wash nozzle (bottom right) includes 1 aerator with a protective dust cover. This provides a stream of aerated fluid which is directed at the eyes for maximum irrigation. A nozzle is positioned on each side to provide full coverage to both eyes.
- Note that the nozzles are interchangeable if required, as the base has the same mounting connections.

Aerostream Eye-Face Wash Nozzle



Aerostream Eye Wash Nozzle



# Combination Showers & Eye Wash Stations

Convenience of one unit incorporating both a deluge shower and with an eye or eye-face wash with only one water supply connection required.

Pratt Combination Shower and Eye Wash or Eye-Face Wash Stations, combine all of the features and benefits of the individual showers and eye washes in a single stand alone unit. Only one fluid supply connection is required. These are our most popular 9 models offering a comprehensive selection of 9 models in different configurations including eye wash or eye-face wash, with or without bowl and with or without foot treadle operation.




SE607\*

\*Signs not included, optional extra

## 316 Stainless Steel Combination Shower & Eye-Face Wash Station

This new model, based on the popular SE607, is constructed primarily using 316 grade stainless steel. This higher grade material provides greater corrosion resistance and a more durable shower unit, ideal for marine and harsh chemical environments. This model retains the AES plastic triple aerated eye-face wash nozzle assemblies to provide the optimum facial and eye irrigation.



SE612T316

SE607T316\*



## Shower Flow Control Regulator

All Pratt Combination Shower Units are fitted with a flow control regulator, which limits the flow output to 90LPM. This ensures the shower will exceed the minimum required flow rate and allow the eye wash to operate simultaneously as required by the Standards.

## Adjustable Eye Wash Flow Control

All Pratt Combination, Eye-Face Wash and Eye Wash Stations incorporate an adjustable flow control. Other than model SE620, all units include an individual flow adjustment screw, located in the mounting base, which allows for the fine tuning of the flow output. Model SE620 features a central adjustable flow control, due to the twin nozzle design.



## All Stainless Steel Combination Shower & Eye-Face Wash Station

This new model features all stainless steel construction primarily using 304 grade material with some further 316 grade components. This shower unit is designed for harsh conditions where brass and plastic materials are not appropriate or where full stainless steel construction is preferred. Includes a new dual soft stream non aerated eye-face wash assembly.

### 304 stainless steel construction including:

- ▲ Stanchion, bowl assembly, eye-face wash nozzle, pull rod & treadle.

### 316 stainless steel components including:

- ▲ Shower head, ball valves and other connection fittings.

# Eye Wash Stations

Pratt Eye Wash Stations provide a soft flowing, single stream of aerated fluid to the eyes.

Pratt Eye Wash Stations are available in wall or pedestal mounted units, with or without bowl assembly, and with or without foot treadle activation. Each nozzle has a flip off dust cover.

Stainless steel construction provides superior long-life and reliability.



## Laboratory Units

Even when working with small doses of dangerous substances, such as in a laboratory, a spill or splash could still cause a serious injury.

Pratt's Laboratory Eye Washes provide laboratory practitioners swift and effective first aid treatment for chemical injuries and burns.



# Eye-Face Wash Stations

Pratt Eye-Face Wash Stations provide a broad soft flowing stream of aerated fluid coverage to the face and eyes.

This is critical, especially where severe irritant or corrosive chemicals are involved.

The eye-face wash nozzles feature three aerators and a self closing dust cover which further spreads the fluid stream for full facial coverage. Available in wall or pedestal mounted, and with or without a bowl assembly. Either version can also be provided with an optional foot treadle activation.



SE480



SE420



SE475



SE400



# Safety Showers

Pratt Safety Showers rapidly remove contaminants from the body with a deluge of flushing fluid.

The shower head features an impeller which creates a swirling action of the flushing fluid to ensure whole body coverage. The shower head delivers a large volume flushing fluid spread evenly in a precise pattern and controlled flow rate.



SE220



SE227



SE253



# Portable Units

With Pratt's Portable Units, you can have a safe workplace no matter where you are.

These portable units provide immediate on site water first aid treatment and are ideal for worksites without plumbing capabilities, as well as for fire and emergency teams, vehicles carrying dangerous substances and those working in remote places such as mining, agriculture and construction.



SE5000

Gravity Fed Portable Eye Wash  
Full Capacity of 35L



SE5050

Gravity Fed Portable Eye Wash  
Full Capacity of 55L



SE5000TC

Thermal cover to suit the  
SE5000 portable unit



SE5050TC

Thermal Covers



SE590A - Portable Eye and  
Body Wash Full capacity of 45L



SE593A - Portable Eyewash  
106L with Twin eyewash and  
shower head



SE50P - Portable Eye and  
Body Wash Full capacity of 9L



SE4764 - Water Preservative  
Solution - 4 pack 250ml bottles

# Accessories



PSAL1  
Shower Audible & Visual Alarm Kit




PSGL2  
Weather Resistant Green Fluoro Light Kit  
including pole mounting bracket



SE600TC  
Thermal Insulating Cover  
SE600TCF  
Thermal Insulating Foil Cover



SETESTKIT  
Shower & Eye Wash Test Kit



SETESTTAG  
Shower & Eyewash Test Tag



SEASV  
Anti Scald Valve only



SEAS  
Anti Scald valve (Anti Freeze also available SEAF)



PS2



PS3



PS6

Emergency Shower Safety Signs



PSSMB1



PSSMB1

Stanchion Sign Mounting Brackets



# Pratt Safety Systems' Range of Safety Showers & Eye Wash Stations

## Product Summary Specifications Overview

Model No.	Description	Main Construction		Shower Head		Shower Flow Regulator	316 SS Valves		Bowl Assembly		Eye Wash Nozzles			Foot Treadle		Inlet Connection	Minimum Supply	Recommended Minimum Fluid					
		304 SS	316 SS	Plastic	316 SS		90 LPM	25mm	15mm	304 SS	316 SS	Yes	Yes	Triple	Aerated			Single	304 SS	316 SS	Yes	Yes	Size - BSP
COMBINATION UNITS																							
SE603	Shower/Eye-face Wash	X		X		X	X	X	X	X		X				25mm	25mm	135 LPM	210 kPa				
SE607	Shower/Eye-face Wash	X		X		X	X	X	X	X		X		X		25mm	25mm	135 LPM	210 kPa				
SE612	Shower/Eye Wash	X		X		X	X	X	X	X			X	X		25mm	25mm	120 LPM	210 kPa				
SE616	Shower/Eye Wash	X		X		X	X	X	X	X			X			25mm	25mm	120 LPM	210 kPa				
SE675	Shower/Eye Wash	X		X		X	X	X	X			X				25mm	25mm	120 LPM	210 kPa				
SE679	Shower/Eye Wash	X		X		X	X	X	X				X	X		25mm	25mm	120 LPM	210 kPa				
SE685	Shower/Eye-face Wash	X		X		X	X	X	X			X				25mm	25mm	135 LPM	210 kPa				
SE689	Shower/Eye-face Wash	X		X		X	X	X	X			X		X		25mm	25mm	135 LPM	210 kPa				
SE620	Shower/Eye Wash	X				X	X	X	X	X				X		25mm	25mm	120 LPM	210 kPa				
SE607T316	Shower/Eye-face Wash		X			X	X	X	X		X				X	25mm	25mm	135 LPM	210 kPa				
SE612T316	Shower/Eye - face wash		X			X	X	X	X	X			X		X	25mm	25mm	120 LPM	210 kPa				
SHOWERS ONLY																							
SE220	Ceiling Mounted	X		X			X				X					25mm	25mm	76 LPM	210 kPa				
SE227	Wall Mounted	X		X			X				X					25mm	25mm	76 LPM	210 kPa				
SE253	Free Standing	X		X			X				X					25mm	25mm	76 LPM	210 kPa				
EYE & EYE/FACE WASHES ONLY																							
SE505	Wall Mounted Eye Wash	X						X	X			X				15mm	15mm	25 LPM	210 kPa				
SE515	Wall Mounted Eye Wash	X						X	X			X		X		15mm	15mm	25 LPM	210 kPa				
SE545	Pedestal Mounted Eye Wash	X						X	X			X				15mm	15mm	25 LPM	210 kPa				
SE546	Pedestal Mounted Eye Wash	X						X	X			X		X		15mm	15mm	25 LPM	210 kPa				
SE575	Wall Mounted Eye Wash	X						X				X				15mm	15mm	25 LPM	210 kPa				
SE400	Wall Mounted Eye-face Wash	X						X	X		X					15mm	19mm	45 LPM	210 kPa				
SE415	Wall Mounted Eye-face Wash	X						X	X		X			X		15mm	19mm	45 LPM	210 kPa				
SE420	Pedestal Mounted Eye-face Wash	X						X	X		X					15mm	19mm	45 LPM	210 kPa				
SE475	Wall Mounted Eye-face Wash	X						X			X					15mm	19mm	45 LPM	210 kPa				
SE480	Pedestal Mounted Eye-face Wash	X						X	X		X			X		15mm	19mm	45 LPM	210 kPa				

1. All Pratt models are designed to exceed the minimum operating requirements of the Standards in order to provide the maximum benefits to the operator when used.
2. For the combination models the Recommended Minimum Fluid Supply is required in order for both the shower and eye wash to operate simultaneously.
3. For the fluid supply piping other factors may need to be considered, such as: available fluid supply flow rate & pressure, distance of piping, number of emergency equipment connections and other equipment or processes.
4. Do not connect to piping smaller than the recommended minimum size as this will affect the flow rate and performance of the emergency equipment.
5. Refer to AS4775 for further information, specifications, operating and maintenance requirements.

# Combination Shower Spare Parts




531044  
Stainless Steel Shower  
Arm



05-1177  
Aerator Screen Assembly  
for Both Single & Triple  
Head Nozzles



511706  
Triple Eye/Face Wash  
Nozzle Housing



SE870  
Yellow Plastic Shower  
Head (with Impeller)



531124  
Single Soft Stream  
Eyewash Nozzle Assembly



531130  
Single Aerated Eyewash  
Nozzle Assembly



531131  
Triple Aerated Eye/Face  
Wash Nozzle Assembly



531120  
Dust Cover Caps for  
Single Eye Wash Nozzle  
Assembly - pk of 2



531113  
Dust Cover Cap for Triple  
Eye/ Face Wash Nozzle  
Assembly



511700  
Strainer Mesh Filter for  
Flexible Braided Hoses  
- Pk of 6



531040  
Stainless Steel Braided  
Hose Assembly for No  
Bowl Showers



511704  
Stainless Steel Screws for triple  
aerated eye face wash pack 10.



511328  
New 316 SS T Junction  
& Nipple Manifold  
(Also available in  
Interim Design)



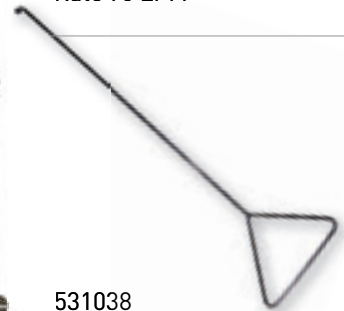
SE911  
316 Stainless Steel -  
25mm Ball Valve and  
Lever Arm



PFCA90  
Shower Assembly Flow  
Control Regulator - Flow  
Rate 90 LPM



SE850  
316 Stainless Steel  
Shower Head (with  
Impeller)



531038  
Pull Rod for Showers



520130WH  
Left Hand SS Braided  
Hose and Elbow  
Assembly



516213  
O Ring for Shower  
Stanchion



531121  
Drain Bowl  
Connector Kit



520129WH  
Right Hand SS Braided  
Hose and Elbow  
Assembly for Showers



531108  
Stainless Steel Bowl  
Assembly



511757  
Stainless Steel  
Metering Screw  
- Pk of 1



531020  
Push Handle  
[Horizontal Assembly]



531027  
Foot Treadle Assembly



531132  
Hex Cap for 15mm  
BSP Auxiliary Outlet  
on Shower Stanchions



SE910  
Push Handle and  
15 mm Ball Valve Kit  
[Vertical Assembly]

# Eye & Eye-Face Wash Spare Parts



05-1177  
Aerator Screen Assembly  
for Both Single & Triple Head Nozzles



511706  
Triple Eye/Face Wash  
Nozzle Housing



531130  
Single Aerated Eyewash  
Nozzle Assembly



531131  
Triple Aerated Eye/Face  
Wash Nozzle Assembly



531124  
Single Soft Stream  
Eyewash Nozzle  
Assembly



531113  
Dust Cover Cap for Triple  
Eye/ Face Wash Nozzle  
Assembly



531120  
Dust Cover Cap only for  
Single Eye Wash Nozzle  
Assembly - Pk of 2



511704  
Stainless Steel Screws for triple  
aerated eye face wash pack 10.





531018  
316 Stainless Steel -  
15mm Ball Valve

---



511757  
Stainless Steel Metering  
Screw - Pk of 1

---



531027  
Foot Treadle Assembly





- ✓ 5 Year Limited Warranty
- ✓ High Quality
- ✓ Durable
- ✓ Chemical Resistant
- ✓ Environmentally Friendly
- ✓ Compliant



## Multi Torque Industries is an UltraTech Distributor

Wherever chemicals or hazardous substances are being stored, handled or transported, it is essential that all appropriate measures are in place for the containment of these chemicals/substances in the event of spill or leak. Pratt Safety Systems' extensive product range and wealth of experience ensures that we are able to provide our customers with a range of containment solutions to meet any need.

## Features and Benefits

### • Quality of Strength

Most Ultra Tech products are performance tested and provide a UDL (Uniform Distributed Load) rating. Not all manufacturers offer this level of strength performance specifications.

### • Quality of Materials

All products moulded from 100% polyethylene plastic material which offers excellent resistance to a wide variety of chemicals.

### • Compliance Proven

Most products meet a range of stringent USA regulations - SPCC, EPA Container Storage Regulations 40 CFR 264.175 and UFC Spill Containment Regulations, which exceeds any Australian requirements for spill containment.

### • Safety Yellow

All yellow coloured polyethylene products are made from virgin grade materials for added strength, chemical resistance, long life durability and are easily recognisable.

### • Slip Resistant

All polyethylene grates incorporate slip resistant, "Diamond Plate" surface design.

Since 1996, UltraTech has been developing Eco-Smart products using up to 100% recycled content. In fact, UltraTech was the first spill containment company to recognise the reduced environmental impact of products made using recycled materials.



### • Eco-Friendly

Made with up to 100% of recycled resin for environmentally smart and friendly production.

### • Eco-Nomical

Made with a cost effective method and recycled material for smart savings.

### • Eco-Logical

Certain load bearing spill containment products may not be safe when using 100% resins. By logically blending the smart amount of virgin resin with recycled resin, UltraTech products offer maximum safety, structural integrity and long life that cannot be achieved by 100% recycled blends.

Throughout the brochure, you will see the Eco-Smart Logo to identify these products. Eco-Smart is also used to designate products that are biodegradable, phosphorus-free, use natural materials or assist in recycling.

Eco-Friendly + Eco-Nomical + Eco-Logical = Eco-Smart™



# Drum Spill Containment

## Standard Drum Spill Pallet

- ▲ Built for heavy loads and convenient handling.
- ▲ High load capacity – 1360 Kg. Supplied with Drain Plug.
- ▲ 100% polyethylene construction – compatible with a broad range of chemicals including acids and corrosives.
- ▲ 4 Drum Spill Pallet 1235 has a nestable design which allows multiple pallets to be shipped (or stored) in a minimal amount of space.



1011



1235

## Spill Pallet Plus

Combines high strength and low-profile features while meeting EPA Container Storage Regulations.

- ▲ Nearly 50% lower than standard spill pallets, drum handling is safer and less strenuous.
- ▲ Can be forklifted, all-polyethylene construction.
- ▲ Removable grates feature a non-slip surface.




9607



9611



9627



9631

Drums not included, illustration purpose only

Part No.	Description	Sump (L)	UDL (Kg)	Depth (mm)	Width (mm)	Height (mm)	Weight (Kg)	Optional Ramp	Pull Over Cover
1011	Standard Spill Pallet - 2 Drum	250	1361	737	1347	420	29	-	1016
1235	Standard Spill Pallet - 4 Drum	250	2725	1295	1295	254	36	676	1006
9607	Spill Pallet Plus - 1 Drum	234	363	1010	1010	340	24	678	-
9611	Spill Pallet Plus - 2 Drum	250	2041	1016	1664	222	41	676	1016
9627	Spill Pallet Plus - 3 Drum	250	2041	876	2108	222	41	676	-
9631	Spill Pallet Plus - 4 Drum	284	4082	1575	1575	222	63.5	676	1006

**Note:** When relocating by a forklift, always remove the loads before moving the spill pallet.

## Hard Top Plus

Provides outdoor weather resistant storage for drum/s.

- ▲ Low profile allows for convenient and safe access to either a drum pump or waste funnel, when fitted.
- ▲ Unique dual closure offers significant ergonomic and convenience benefits - drums are easily accessed from either side.
- ▲ Roll-top covers can be easily lifted from waist height to access drum tops - no need to reach near ground level.
- ▲ Swing-out doors provide safety and convenience for loading or unloading drums.
- ▲ Can be forklifted, lockable, all-polyethylene construction - offers excellent chemical resistance, will not rust or corrode.



9641



9613



9637



9651



9653

Drums and IBC units not included, illustration purpose only

Part No.	Description	Sump (L)	UDL (Kg)	Depth (mm)	Width (mm)	Height (mm)	Weight (Kg)	Optional Ramp	Pull Over Cover
9641	Hard Top Plus - 1 Drum Outdoor Spill Pallet	265	363	915	915	1677	34	-	-
9613	Hard Top Plus - 2 Drum Outdoor Spill Pallet	250	2041	1047	1708	1880	118	676	-
9637	Hard Top Plus - 4 Drum Outdoor Spill Pallet	284	4082	1575	1638	2007	200	676	-
9651	Hard Top Plus - 8 Drum Outdoor Spill Pallet	284	4083	1575	3201	2007	370	676	-
9653	Hard Top Plus - 12 Drum Outdoor Spill Pallet	284	4083	1575	4776	2007	540	676	-

**Note:** When relocating by a forklift, always remove the loads before moving the spill pallet. All units supplied flat packed.



# IBC Spill Pallets

## IBC Spill Pallet Plus

Economical and portable containment for IBCs.

- ▲ Suitable for intermediate bulk containers (IBCs), drums or other large vessels. All substances stored must be compatible.
- ▲ Inner polyethylene columns feature a dense pattern of vertical ribs to provide superior strength and support for heavy loads. Refer to Uniformly Distributed Loads (UDL) in table.
- ▲ All grates and ribs are easily removed for cleaning.
- ▲ 100% polyethylene construction with no metal parts – offers excellent chemical resistance and will not rust or corrode. All IBC Spill Pallet Plus will provide years of service under rigorous conditions.
- ▲ Optional Shelf Bucket are available for model #1158 & #1144 – catches small leaks or spills during dispensing.
- ▲ Double Stack IBC #1058 features superior strength to accommodate two full IBCs.



1158



1058



1144

Optional Bucket Shelf available #1160

## IBC Spill Pallet Hard Top

Provides outdoor weather resistant storage for IBC tank/s.

- ▲ Upper roll-top door and lower swing-out doors combine to allow easy and convenient access to IBC.
- ▲ Low profile design provides safe material handling and dispensing.
- ▲ Hard Top models are lockable - allows safe material storing ; Available to be moved with forklift. 100% polyethylene design will not rust or corrode, provide years of service under rigorous conditions.



1149



1161

IBC tank not included, illustration purpose only

Part No.	Description	Sump (L)	UDL (Kg)	Depth (mm)	Width (mm)	Height (mm)	Weight (Kg)	Shelf Bucket	Pull Over Cover
1158	IBC Spill Pallet – 1 Tank	1362	3864	1570	1570	660	115	1160	1159
1058	Double Stack IBC Spill Pallet Plus	1514	7273	1492	1492	838	202	-	1159
1144	Twin IBC Spill Pallet Plus	2025	3629 per side	1565	3162	559	205	1160	-
1161	IBC Hard Top – Single Tank Outdoor	1363	3856	1575	1639	2439	239	1160	-
1149	IBC Hard Top – Twin IBC Outdoor	2025	3629 per side	1702	3251	2438	484	1160	-
1125	Modular IBC Spill Pallet – 2 Tank Indoor	1060	4090	1575	4724	222	141	-	-
1126	Modular IBC Spill Pallet – 3 Tank Indoor	1344	4090	1575	6299	222	198	-	-

**Note:** When relocating by a forklift, always remove the load before moving the spill pallet.





## Unique Modular IBC Spill Pallet – Indoor & Outdoor

- Indoor and outdoor models available for 2, 3, 4 or 5 tank storage.
- 100% polyethylene construction – eliminates the potential of rust and corrosion.
- Each IBC tank sits on a low-profile spill pallet with a containment capacity of 284L – Expansion Tanks provide 246L of addition capacity.
- “Flow through” bulkhead fittings connect spill pallets and Expansion Tanks together, allowing spills to be channelled throughout the containment systems – containment capacity is thereby “borrowed” from adjacent spill pallets and Expansion Tanks.



1125

### Outdoor Model Features:

- Unique “roll top” enclosures and swing-out doors allow convenient loading and unloading of IBC tanks.
- Compartments are lockable for secure storage of hazardous materials.



1166

IBC tank not included, illustration purpose only



1127

Part No.	Description	Sump (L)	UDL (Kg)	Depth (mm)	Width (mm)	Height (mm)	Weight (Kg)	Optional Ramp	Pull Over Cover
1127	Modular IBC Spill Pallet 4 Tank Indoor	1382	4083	1575	7087	222	241	-	-
1128	Modular IBC Spill Pallet 5 Tank Indoor	1419	4083	1575	7874	222	284	-	-
1165	Modular IBC Hard Top Spill Pallet 2 Tank Outdoor	1060	4083	2363	3201	2007	400	-	-
1166	Modular IBC Hard Top Spill Pallet 3 Tank Outdoor	1344	4083	2363	4776	2007	571	-	-
1167	Modular IBC Hard Top Spill Pallet 4 Tank Outdoor	1382	4083	2363	6350	2007	728	-	-
1168	Modular IBC Hard Top Spill Pallet 5 Tank Outdoor	1419	4083	1575	7925	2007	884	-	-

**Note:** When relocating by a forklift, always remove the load before moving the spill pallet.



# Other Spill Products

## Spill Decks

Low profile, modular spill decks allow you to design and create a containment system that meets your specific needs.

- ▲ Polyethylene construction meets a wide range of chemical compatibility needs
- ▲ Unique diamond plate surface design. Polyethylene grates are slip resistance to reduce slip hazards.
- ▲ Applications include hazardous waste collection, storage of chemicals, drum dispensing and battery storage.
- ▲ Optional Loading Ramp #1089 provides added drum handling safety and convenience.



## Drum Truck

Drum Handling, Dispensing and Containment in One Unit.

- ▲ Convenient storage of drum in horizontal position for ease of decanting, whilst providing spillage or leakage containment.
- ▲ Open Spillage containment area, providing visual monitoring and ease of access for clean up purposes.
- ▲ For use with 205L drums includes nylon strap to keep drum secure.
- ▲ Large wheels roll easily over shop or factory floors to enable relocation as required, without the need of a forklift.
- ▲ Large capacity of 250L.



Drums not included, illustration purpose only

Part No.	Description	Sump (L)	UDL (Kg)	Depth (mm)	Width (mm)	Height (mm)	Weight (Kg)	Optional Ramp
1321	Modular 1 Drum Spill Deck	42	681	657	657	146	10	1089
1086	Modular 2 Drum Spill Deck	83	1361	657	1321	146	18	1089
1072	Modular 4 Drum Spill Deck	167	2722	1321	1321	146	32	1089
1175	Modular 6 Drum Spill Deck	249	4090	1270	1886	133	39	1089
1075	Modular 8 Drum Spill Deck	284	5454	1270	2502	133	50	1089
1310	Drum Truck	250	273	1835	813	686	54	-
1041	Spill Collector – Pallet Jack Model	250	-	800	800	730	13	-
1040	Spill Collector – Flat Bottom Model	250	-	840	840	730	12	-
0580	Over-pack Drum 360L	360	-	830	830	1050	21	-
0585	Ultra-Overpack Plus – 30G	114	-	581	581	765	7	-
0587	Ultra-Overpack Plus – 20G	76	-	552	552	483	5.5	-

**Note:** When relocating by a forklift, always remove the load before moving the spill pallet.


# Spill Collectors

## Spill Collectors

Mobile Secondary Container Provides Maximum Protection For The Inner Drum.

- ▲ Applications include satellite waste collections, general storage of chemical drums, and portable drum pumping stations.
- ▲ Rugged design allows Flat Bottom Model and Pallet Jack Model to be safely handled by forklift under top flange.

Optional Dolly  
to use with 1040



0417



1040

Shown with optional Dolly



1041

## Over-Pack Drum

Save Valuable Floor Space

- ▲ New Over-pack 580L is the highest performing poly over-pack on the market!
- ▲ High-density polyethylene construction offers excellent chemical resistance against corrosive substances.
- ▲ Convenient, "no-tools required" closure are perfect for clean-up and spill response activities.



0580

## Lab Pack



0585

0587

**Multi Torque Industries**

**1300 726 525**



# Spill Trays & Drum Funnels

## Burp Free Funnel

- ▲ Burp-Free Funnels features a built-in vent. No more splashing or “burping” when pouring liquids!
- ▲ Threaded brass insert screws into 5cm drum bung or tank cap.
- ▲ Hinged, lockable lid prevents unauthorised access.



651



656

## Containment Tray

Versatile secondary containment for small containers and packages.

- ▲ Low profile, 62L sump is perfect for containment of 20L pails, batteries, safety cans, dry cleaning waste drums, and leaky machine parts.
- ▲ Optional grating elevates containers from spilled liquid – features 52L capacity with grating.



2351

## Octagon Drum Tray

- ▲ Designed to collect and obtain drips and overflows associated with filling of 205L and 60L drums.
- ▲ Optional bottom elevates drums 6.6cm and out of spilled liquid.



1045



1046

IBC tank, Drums and cans not included, illustration purpose only

Part No.	Description	Sump (L)	Depth (mm)	Width (mm)	Height (mm)	Weight (Kg)
651	Burp Free Funnel with Lockable Lid (Standard)	-	340	340	279	2.5
656	Burp Free Funnel with Lockable Lid (Large)	-	559	559	292	3.5
2351	Yellow without Grating	62	1372	756	89	7.5
2352	Yellow with Grating	53	1372	756	89	15
2350	Black with Grating	53	1372	756	89	15
1045	Drum Tray (no grate)	86	689	813	206	9
1046	Drum Tray (with grate)	80	689	813	206	12

## Bung Access Funnel

- ▲ The Ultra-Bung Access Funnel allows access to the 22.86mm drum bung.
- ▲ Unique zig-zag channelled surface diffuses splashing. Level surfaces allow filters, paint cans, buckets and bottles to remain upright while draining passively.
- ▲ Optional hinged cover keeps dirt and unwanted materials out of your waste stream. It's also lockable for secure drum management.




482



484

## Pop Up Fill Gauge

- ▲ Installation of our Pop-Up Fill Gauge in the bung allows visual monitoring of waste level in the drum and helps you plan ahead for drum removal.
- ▲ It also eliminates the mess caused by overfilling.



9985

Pop Up Fill Gauge  
for Global & Bung  
Access Funnels

## Global Funnel

- ▲ Securely fits nearly every 205L tight head steel or polyethylene drum manufactured throughout the world.
- ▲ Uniquely bottom designed fits tightly on drums with varying diameters – no more wobbles or drips!



497



499

IBC tank, Drums and cans not included, illustration purpose only

Part No.	Description	Sump (L)	Depth (mm)	Width (mm)	Height (mm)	Weight (Kg)
482	Bung Access Funnel with Spout	23	600	600	140	4.5
484	Bung Access Funnel with Spout & Hinged Cover	23	679	737	241	7.5
497	Global Funnel with Spout	19	711	711	229	5.5
499	Global Funnel with Spout & Hinged Cover	19	737	737	280	7.5



# Utility Spill Trays

## Black Utility Trays

Keep messy drips and spills off warehouse and factory floors.


- ▲ Heavy-duty polyethylene construction – will not rust or corrode.
- ▲ Ribbed bottom keeps cans, pails and other containers elevated above small spills or leaks.
- ▲ Nestable for easy storage when not in use.



## Lab Trays

Countertop spill collection trays safely store bottles, beakers and other lab wares.

- ▲ Assists decanting of small quantity liquids safer, cleaner, and more manageable.
- ▲ Features built-in pouring spout to conveniently remove spills.
- ▲ Designed for use in research, laboratory, medical, and industrial facilities.



Drums and cans not included, illustration purpose only

Part No.	Description	Depth (mm)	Width (mm)	Height (mm)	Weight (Kg)
1031	Black Utility Tray - 45L	305	1219	121	3.5
1032	Black Utility Tray - 91L	610	1219	121	5
1033	Black Utility Tray - 113L	762	1219	121	5.5
1034	Black Utility Tray - 68L	610	914	121	3.5
1035	Black Utility Tray - 102L	914	914	121	5
1036	Black Utility Tray - 113L	1016	1219	89	6.5
1060	Laboratory Bench Top Tray - 6.5L	305	432	102	2.5
1061	Laboratory Bench Top Tray - 11L	432	533	102	2.5

## Flexible Utility Trays

Convenient, compact, and foldable trays capture small leaks and spills.

- ▲ One-piece units – no components or pieces to lose.
- ▲ High visibility, PVC fabric provides rugged durability and excellent chemical compatibility.
- ▲ Utility tie provides easy and convenient storage and portability.



1335



## Drum Rack Systems

### Drum Rack

Polyethylene drum racks capture spills to keep your workplace clean and safe.

- ▲ All drum rack models tilt the drum slightly forward allowing maximum drainage – optimise your use of chemicals while minimising waste.
- ▲ Improves worker safety by keeping slippery chemicals and oils off the plant floor.



2381

2384

Drums and cans not included, illustration purpose only

Part No.	Description	Sump (L)	UDL (Kg)	Depth (mm)	Width (mm)	Height (mm)	Weight (Kg)
1335	Flexible Utility Tray - 6L	-	-	305	305	121	0.5
1330	Flexible Utility Tray - 19L	-	-	457	457	121	0.5
1331	Flexible Utility Tray - 25L	-	-	610	610	121	0.9
1332	Flexible Utility Tray - 34L	-	-	762	762	121	1
1333	Flexible Utility Tray - 64L	-	-	1067	1067	121	1.5
1334	Flexible Utility Tray - 76L	-	-	1219	1219	121	2
2384	2 Drum Rack Containment System	250	682	1347	1347	1137	62.5
2381	4 Drum Rack Containment System	250	1361	1347	1347	1975	90

# Drain Seals & Plugs

## Drain Seals

Stop Spills From Going Down The Drain

- Reinforcing mesh is “sandwiched” between layers of polyurethane – increases durability and resistance to tearing.
- Urethane construction allows the pad to deform and seal off most drains - temporarily “seals” to any smooth surface. No specified “top” or “bottom”, both sides will quickly seal drains.

Drain Seal Plus Model features rugged, glassed fiber reinforced polyethylene top layer (Yellow) to provide protection from extended UV exposure and vehicular traffic.



2124 - 2125



2126 - 2132



2160 - 2167



2134 - 2137

## Drain Plugs

Flexible Polyurethane plugs prevents contaminants from entering drains.

- Rigorous resistance against oil, water and most aggressive chemicals.
- Eyebolts are removable, allowing installation of grating Drain Plug in place.
- Non-absorbing material, easily cleaned for repeated use. Available in safety orange colour.



2113 - 2117

Part No.	Depth (mm)	Width (mm)	Height (mm)	Weight (Kg)
2124	1450	450	10	7
2125	1450	900	10	12
2126	458	458	10	2.5
2127	610	610	10	3.5
2130	915	915	10	9
2132	1220	1220	10	17
2134	305	305	10	1.5
2135	508	508	10	3
3136	762	762	10	5

Part No.	Depth (mm)	Width (mm)	Height (mm)	Weight (Kg)
2137	1067	1067	10	9
2160	915	915	10	10.5
2162	1220	1220	10	19.5
2166	458	458	10	3
2167	610	610	10	7
2113	50	50	-	1
2114	75	75	-	1
2115	100	100	-	1.5
2117	150	150	-	3

# Accessories



1159  
Optional Pullover Cover for Single IBC  
Spill Pallet model #1158.



1006  
Optional Pullover Cover for 4 Drum Pallets.  
Suitable for both Standard and Plus models  
#1235 and #9631.




1016  
Optional Pullover Cover for 2 Drum Pallets.  
Suitable for both Standard and Plus models  
#1011 and #9611.



676



678



1089



402



404



401



409  
Drum Lifter - Securely grips 209L steel  
drums when loading and unloading  
salvage drums, Rugged, all-steel  
construction, Load capacity: 455 KG.

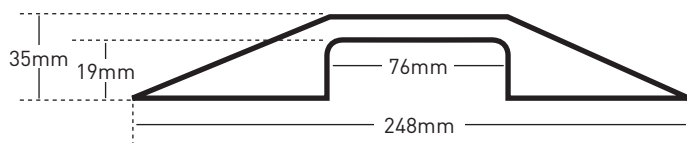
Part No.	Description	Sump (L)	UDL (Kg)	Depth* (mm)	Width* (mm)	Height* (mm)	Weight (Kg)
676	Spill Pallet Ramp	-	318	1410	724	222	19.5
678	Spill Pallet Ramp	-	318	1740	724	305	34
1089	Spill Deck Ramp	-	272	610	813	146	8
1006	4 Drum Pullover Cover	-	-	610	305	204	3.5
1016	2 Drum Pullover Cover	-	-	610	305	204	3.5
1159	IBC Pullover Cover	-	-	610	305	204	5
401	Response Shovel – Aluminium Scoop	19	-	-	-	737	1
402	Response Shovel – Aluminium Scoop, Telescoping Shaft	19	-	-	-	991	1
404	Response Shovel – Polyethylene Scoop	19	-	-	-	970	1
409	Drum Lifter	-	445	-	-	-	9

\* Packaging size only.


## Medium



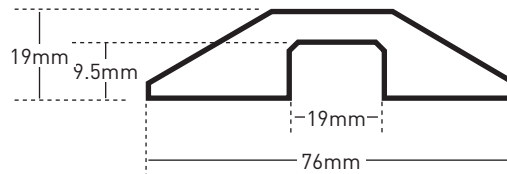
- 18 Extension Cords  
 9.5mm  
 or  
 4 Air Hoses  
 19mm  
 or  
 3 Garden Hoses  
 16mm



## Small



- 1 Extension Cords  
 9.5mm



Medium - 1830	
Load Capacity	18.3kg / cm <sup>2</sup>
Load Capacity per axle	6123 kg
1 metre system	1067 mm x 248 mm x 35 mm
Weight	2.7 kg
Internal Channel Opening	76 mm x 19 mm
*6 tonne load rating	

Small 1800 - 1 metre system with end caps Small 1801 - 300mm Extension Small 1820 - 7.4m system with End caps	
Load Capacity	140.6 kg/cm <sup>2</sup>
Load Capacity per axle	14 515 kg
Weight	0.7 kg
Internal Channel Opening	19 mm x 9.5 mm



# Ultra Sidewinder

Large

Protects cords & cables and avoids dangerous tripping hazards

Articulating Pratt pieces offer exclusive flexible design - curves, corners and s-curves are easily made while maintaining a completely flat profile.

Modular design makes it easy to reconfigure and replace targeted segments, even while the cable remains connected.


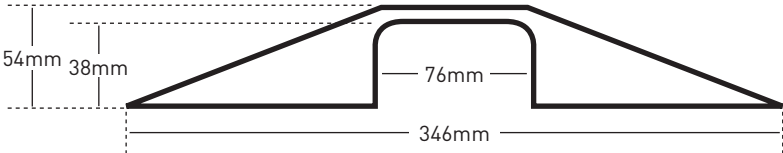
Simple installation - no tools required.  
Fully customisable length.



Coil for storage or easy portability and transport.



- 32 Extension Cords  
9.5mm
- 8 or 8 Air Hoses  
19mm
- 8 or 8 Garden Hoses  
16mm
- MULT. Large Industrial Cables  
16mm - 38mm



Large - 1840	
Load Capacity	18.3kg / cm <sup>2</sup>
Load Capacity per axle	6123 kg
1 metre system	1067 mm x 346 mm x 54 mm
Weight	6.0 kg
Internal Channel Opening	76 mm x 38 mm
*6 tonne load rating	